

Combine collection

PRODUCT SHEET



prostoria

Combine collection

by NUMEN / FOR USE

Combine is a seating system of reduced form characterized by the profile of the lower side of the backrest. Depending on the choice of wooden legs finish and optional cushions, the style and the application context of Combine varies, enabling the user to define his or hers own preferred character of the sofa.





A blue velvet sofa with three pillows: one light blue, one dark blue, and one dark grey. The sofa is positioned in front of a large window.

A low, dark-colored coffee table with a metal frame. It holds a stack of books, a small dark bowl, and two glass cups.

A small, dark-colored side table with a metal frame, holding a tray with small objects.

A light-colored rug with a dark, geometric pattern, covering the floor in the foreground.









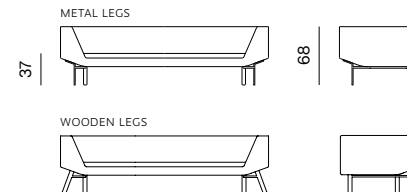
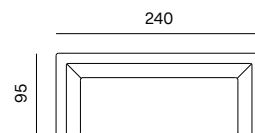


SPECIFICATIONS AND TECHNICAL DRAWING

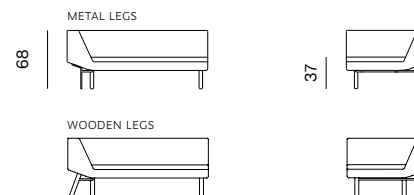
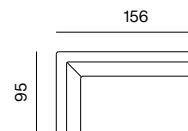
STRUCTURE	metal, plywood
SUSPENSION	elastic webbing
SEAT CUSHION	HR foam, polyester wadding, feather
BACKREST	HR foam, polyester wadding
LEGS	solid wood + lacquer or color lacquer BLACK / metal + powder coating
CONNECTOR	metal + powder coating
UPHOLSTERY	fabric / leather (removable)
DECORATIVE CUSHIONS	feather

[sofa information website](#)

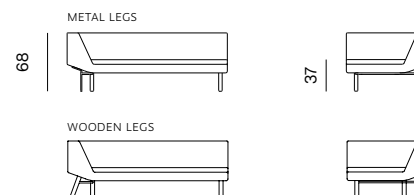
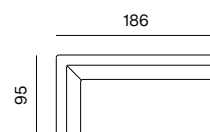
3SEATER SOFA
dimensions 240 x 94 x 68 cm



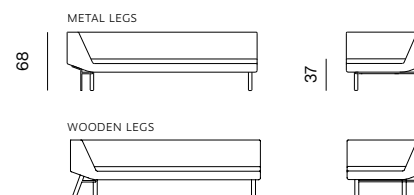
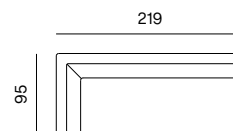
END UNIT 156
dimensions 156 x 95 x 68 cm



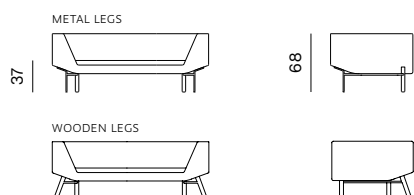
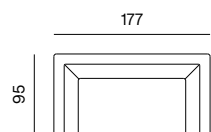
END UNIT 186
dimensions 186 x 95 x 68 cm



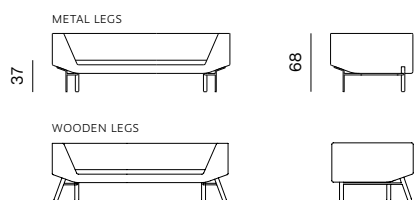
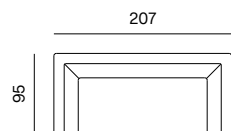
END UNIT 219
dimensions 219 x 95 x 68 cm



2SEATER SOFA
dimensions 177 x 95 x 68 cm

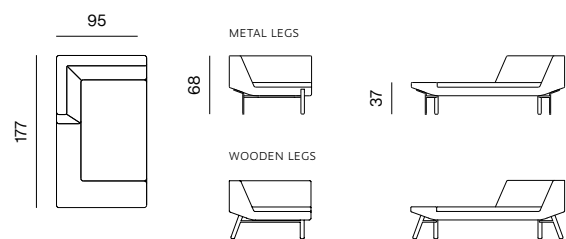


2.5SEATER SOFA
dimensions 207 x 95 x 68 cm

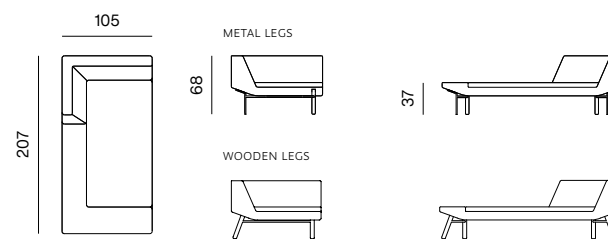


SPECIFICATIONS AND TECHNICAL DRAWING

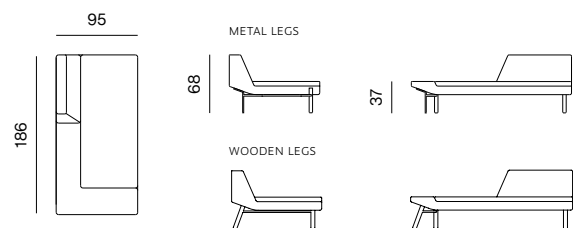
CHAISE LONGUE 177 (L/R)
dimensions 95 × 177 × 68 cm



CHAISE LONGUE 207 (L/R)
dimensions 207 × 240 × 68 cm



CHAISE LONGUE OPEN END 186 (L/R)
dimensions 95 × 186 × 68 cm



CHAISE LONGUE 240 (L/R)
dimensions 105 × 240 × 68 cm

