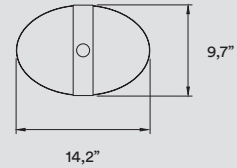
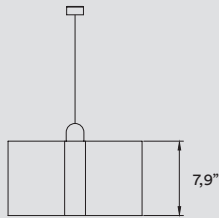


Will be available for production from 1st of July



REF.

SUSH S BK UL
SUSH S NI UL
SUSH S GD UL

MATERIALS & COMPONENTS

Wood Veneer Shade

Metal Estructure & Canopy: \varnothing 3,2" - disc \varnothing 4,5"

Electrical Cable: 8 ft drop

LIGHT SOURCE



120-277V: Dimmable











E26 Lamp Holder

Recommended Bulb - Not Included
LED Globe DIM 12 W, 840 lm*

*Measurements obtained by theoretical calculations at LZf using ivory white shades & recommended bulbs.
Veneer Ref: 20 Ivory White.

FINISHES

WOOD VENEER

- | | |
|---|--|
|  20 Ivory White |  26 Red |
|  21 Natural Cherry |  28 Blue |
|  22 Natural Beech |  29 Grey |
|  24 Yellow |  33 Pale Rose |
|  25 Orange |  34 Sea Blue |



PACKAGING

Box Size: 23 x 13 x 3"

Box Volume: 0,53 ft³

Weight: Gross - 5,3 Lb | Net - 2,8 Lb

CANOPY, CABLE & METAL

-  BK-Matt Black / Black Cable & Black Metal
-  NI-Matt Nickel / Transparent Cable & Nickel Metal
-  GD-Gold / Black Cable & Gold Metal