

Separe collection

PRODUCT SHEET



proctoria


Separe collection

by **SMPDO**

Separe is a sound-absorbing and space-dividing system that allows creation of diverse spaces for meetings, close collaboration, privacy, and focus. It is a modular system that brings structure to open-plan layouts and interaction processes happening in them. The system is ideal for shared spaces like lounge areas, waiting rooms, libraries, coworking areas, and workplaces. Separe is lightweight and freestanding, suited to build a wide range of configurations, and ready to adjust quickly to changing conditions and preferences. The effective

modularity of Separe enables linear, curved, angular, and circular compositions built in two heights and various directions - thanks to the three types of connecting profiles with flexible joints. It is available in several pre-designed configurations or as a single building element. In that way, one can design its own configuration meeting specific spatial demands. The system can be entirely personalized through a wide range of removable fabric covers and colours of connecting profiles. The fabric-covered elements result in a feeling of casual

comfort and security while effectively absorbing the ambient noise. Their soft surface allows them to be used as a pinboard, while small hooks can be placed anywhere along the top edge for further options. With all parts separately replaceable, Separe has all the necessary ingredients to stay fresh in the long run. It is a sustainable product, entirely produced out of recycled or recyclable materials.

















SPECIFICATIONS AND TECHNICAL DRAWING

FRAME	powder coated steel
UPHOLSTERY	fabric (removable)
CONNECTING PROFILE	solid wood + oil or lacquer
INNER FILLING	recycled PET felt


[sepre low product information website](#)

[sepre high product information website](#)

SEPRE LOW
dimensions 82 × 20 × 142 cm




CONNECTING PROFILE 1 LOW
dimensions 4 × 2 × 142 cm
FOR CONNECTING 2 DIVIDERS



CONNECTING PROFILE 2 LOW
dimensions 4,6 × 4,6 × 142 cm
FOR CONNECTING 3 DIVIDERS



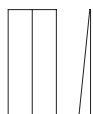
CONNECTING PROFILE 3 LOW
dimensions 6 × 6 × 142 cm
FOR CONNECTING 4 DIVIDERS



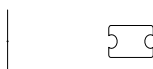
END PROFILE LOW
dimensions 2 × 2 × 142 cm



SEPRE HIGH
dimensions 82 × 20 × 182 cm



CONNECTING PROFILE 1 HIGH
dimensions 4 × 2 × 182 cm
FOR CONNECTING 2 DIVIDERS



CONNECTING PROFILE 2 HIGH
dimensions 4,6 × 4,6 × 182 cm
FOR CONNECTING 3 DIVIDERS



CONNECTING PROFILE 3 HIGH
dimensions 6 × 6 × 182 cm
FOR CONNECTING 4 DIVIDERS



END PROFILE HIGH
dimensions 2 × 2 × 182 cm



CONFIGURATION 1
dimensions 164 × 20 × 142/182 cm
CONSISTS OF: 2 × PANELS + PROFILE 1 + 2 × END PROFILE



CONFIGURATION 2
dimensions 246 × 20 × 142/182 cm
CONSISTS OF: 3 × PANELS + 2 × PROFILE 1 + 2 × END PROFILE



CONFIGURATION 3
dimensions 328 × 20 × 142/182 cm
CONSISTS OF: 4 × PANELS + 3 PROFILE 1 + 2 × END PROFILE



CONFIGURATION 4
dimensions 328 × 20 × 142/182 cm
CONSISTS OF: 4 × PANELS + 3 PROFILE 1 + 2 × END PROFILE



CONFIGURATION 5
dimensions 246 × 20 × 142/182 cm
CONSISTS OF: 3 × PANELS + 2 × PROFILE 1 + 2 × END PROFILE



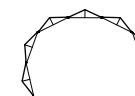
CONFIGURATION 6
dimensions 410 × 20 × 142/182 cm
CONSISTS OF: 5 × PANELS + 4 × PROFILE 1 + 2 × END PROFILE



CONFIGURATION 7
dimensions 164 × 20 × 142/182 cm
CONSISTS OF: 7 × PANELS + 6 × PROFILE 1 + 2 × END PROFILE



CONFIGURATION 8
dimensions Ø 330 × 142/182 cm
CONSISTS OF: 7 × PANELS + 6 × PROFILE 1 + 2 × END PROFILE



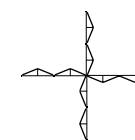
CONFIGURATION 9
dimensions 268 × 184 × 142/182 cm
CONSISTS OF: 7 × PANELS + 6 × PROFILE 1 + 2 × END PROFILE



CONFIGURATION 10
dimensions 184 × 184 × 142/182 cm
CONSISTS OF: 4 × PANELS + 3 PROFILE 1 + 2 × END PROFILE



CONFIGURATION 11
dimensions 328 × 328 × 142/182 cm
CONSISTS OF: 8 × PANELS + PROFILE 3 + 4 × PROFILE 1 + 4 × END PROFILE



CONFIGURATION 12
dimensions Ø 164 × 142/182 cm
CONSISTS OF: 6 × PANELS + PROFILE 2 + 3 × PROFILE 1 + 3 × END PROFILE

